

IES Road Report

Photometric Filename: LED Shoebox Light 200W-240W-300W 5000K.IES

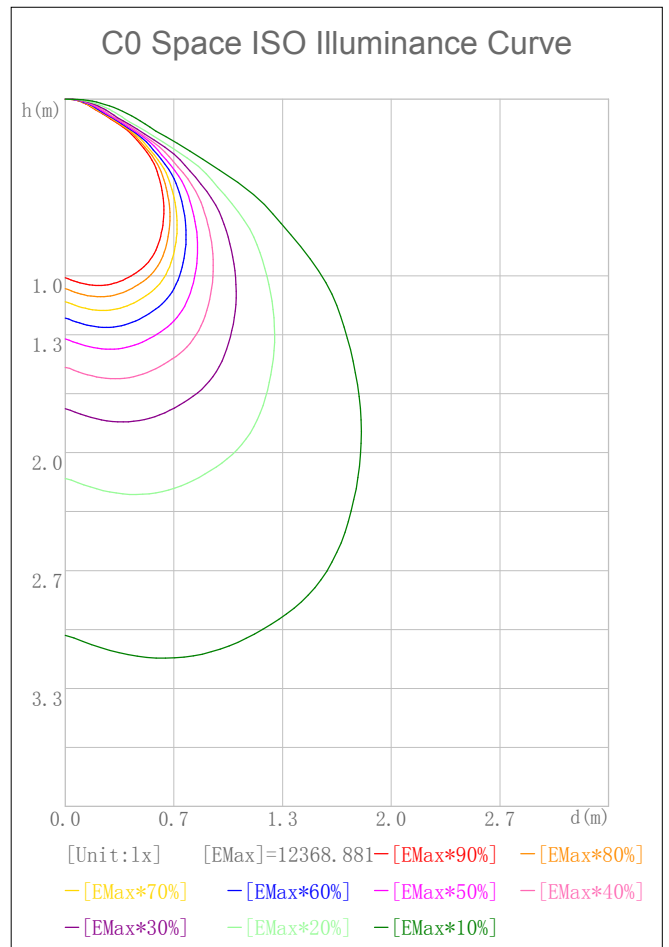
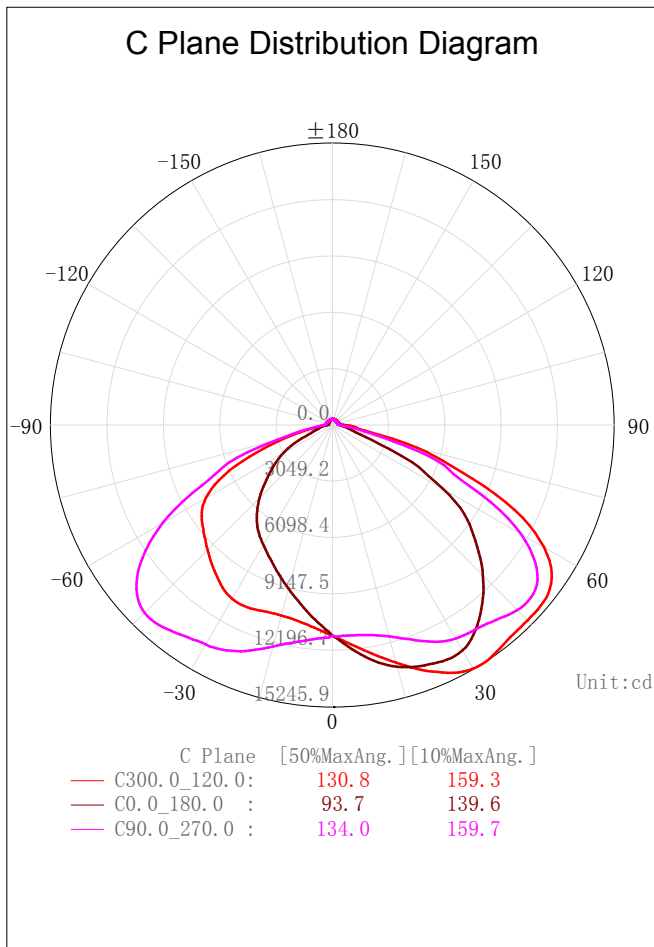
Road Luminaire Photometric Data

Description Information

Luminary Name: LED Shoebox Light 200W-240W-300W 5000K		Lum. Catalog:	Test ID: Huangjingui
Lamp Name:		Lamp Catalog:	Test Date: 2024/02/22
Manufacture: ILUMIA		Shld. Ang(°):	Test Machine: GON-2000
Test Lab: IES Testing Laboratory	Frequency(Hz): 60		Lamp CCT(K): Ra:
Lum. Size (W*L*H): 0.000m*0.000m*0.000m		Lum. Area (m2): 0.000	Lum. W(kg): 0.000
Test System: C, γ	Test Step: C=30.0 γ=1.0	Temp. (°C): 25	Humidity(%): 60.0

Character Parameter

Lamp Speciality Parameter		Luminaire Speciality Parameter	
Rated Flux(lm):	45406.000	Luminary Flux(lm):	45405.626
Rated Power(W):	300	Luminary Efficiency:	100.00%
Rated Voltage(V):	277	Luminary EER(lm/W):	156.733
Tested Power(W):	289.700	Max. Candela(cd):	15245.892
Lamps' Inside:	1	Max Cand@Ang.(°):	C=300.0 γ=33.0
Tested Electrics(V, A, pf):	275.9, 1.098, 0.956	Half Peak Angle(°):	L=-61.1, R=69.7
Lamp Size(W*L*H):	0.000m*0.000m*0.000m	Field Angle(10%Imax):	159.3(°)
		Down Lumens&Percent:	43585.249lm 95.99%
		Up Lumens&Percent:	1820.377lm 4.01%
		76° Flash Area(m2):	
		SLI:	0.000
		IES Classification:	Type III
		Longitudinal Classfct:	Very Short
		Cutoff Classification:	Semicutoff



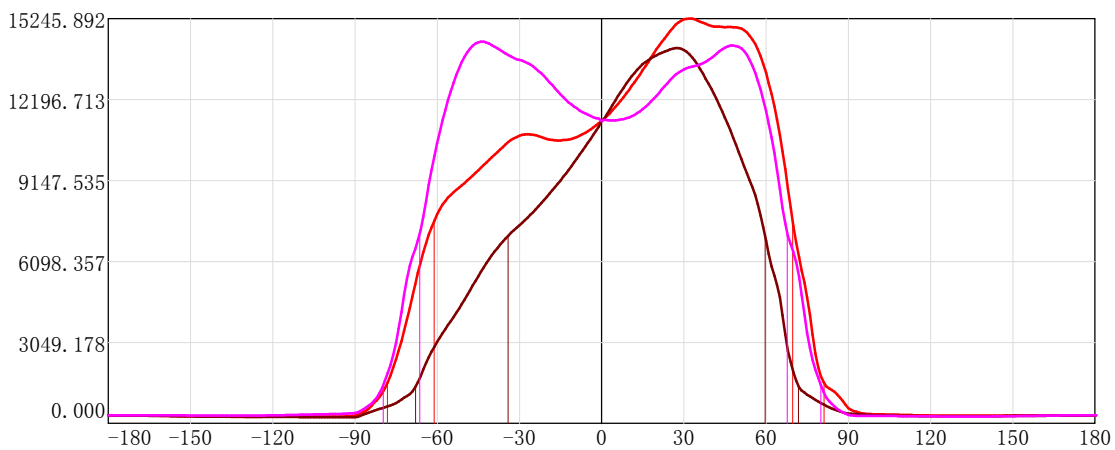
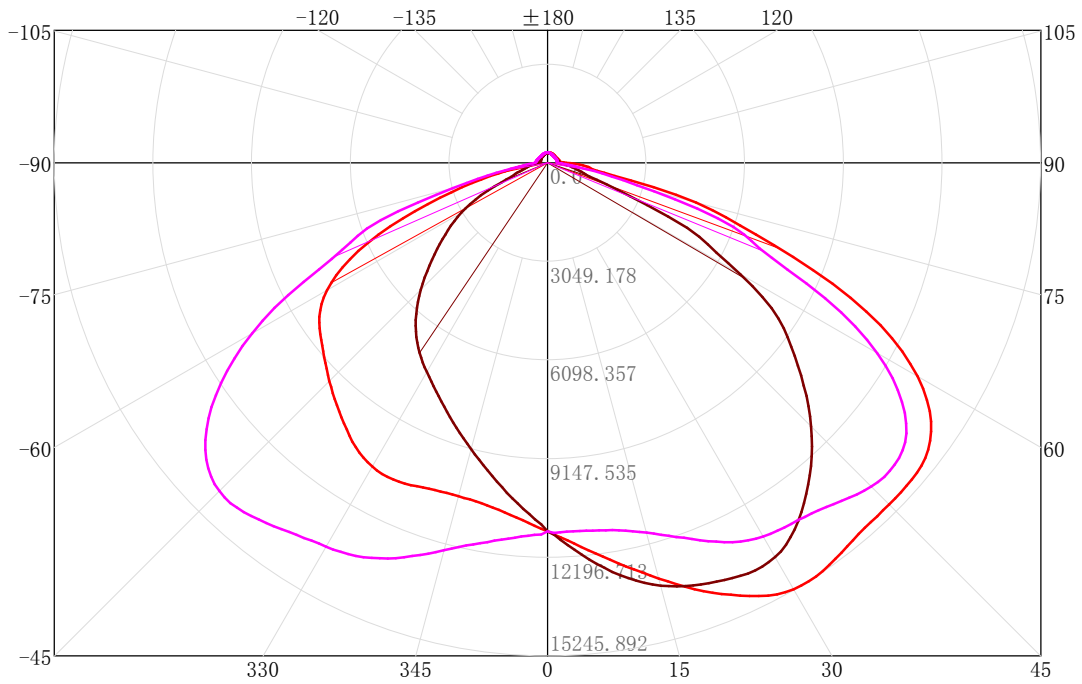
IES Road Report

Photometric Filename: LED Shoebox Light 200W-240W-300W 5000K.IES

2D Plane Light Intensity Distribution Curve

Lum. Name: LED Shoebox Light 200W-240W-300W 5000K	Lum. Catalog:	Test ID: Huangjingui
Lamp Name:	Lamp Catalog:	Test Lab: IES Testing Laboratory
Manufacture: ILUMIA	Test Machine: GON-2000	Test Date: 2024/02/22

C Plane Distribution Diagram



	C Plane	[50%MaxAng.]	[10%MaxAng.]	Unit:cd
—	C300.0_120.0:	130.8	159.3	
—	C0.0_180.0 :	93.7	139.6	
—	C90.0_270.0 :	134.0	159.7	

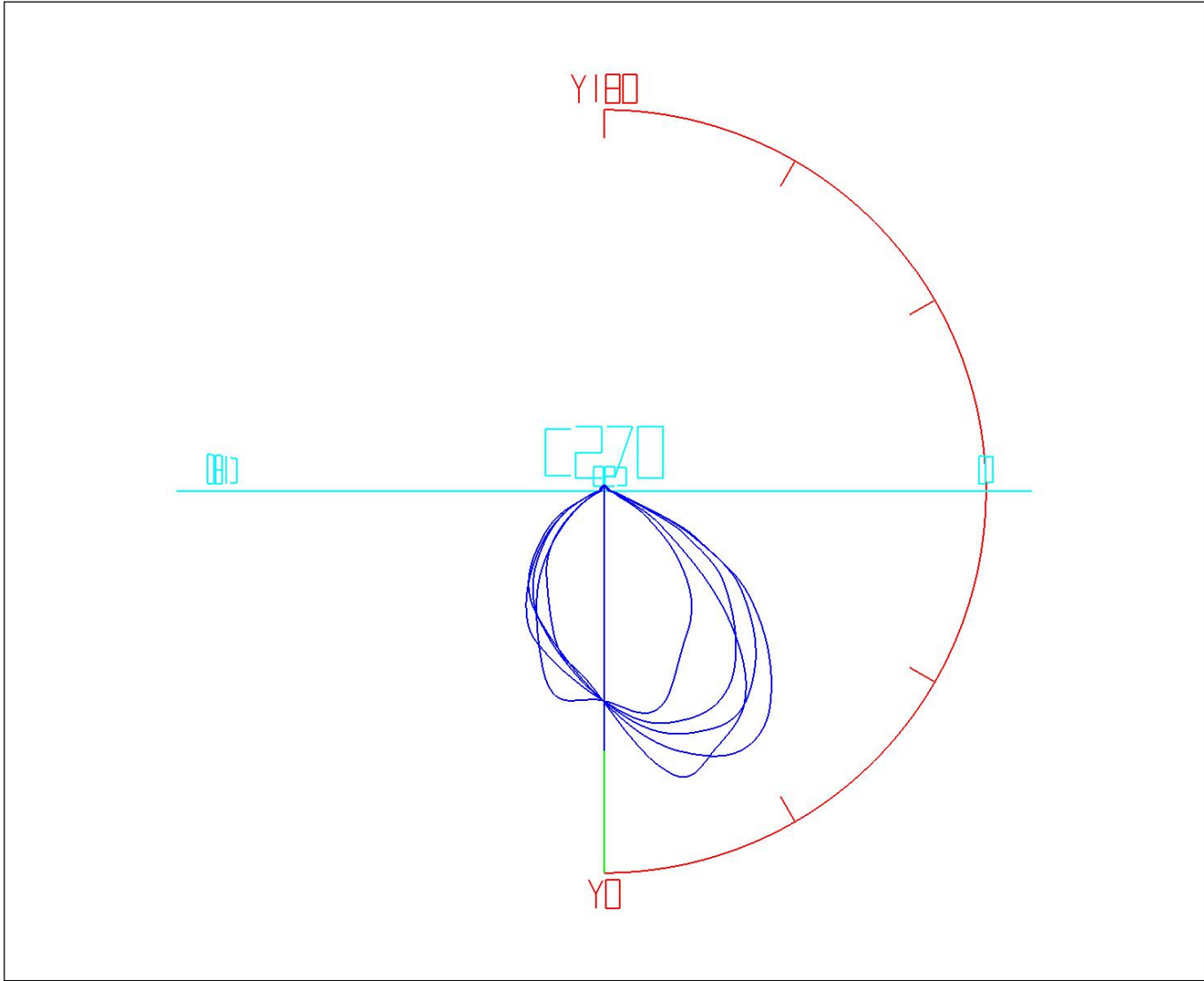
IES Road Report

Photometric Filename:LED Shoebox Light 200W-240W-300W 5000K.IES

3D Light Intensity Distribution Modal

Lum. Name: LED Shoebox Light 200W-240W-300W 5000K	Lum. Catalog:	Test ID: Huangjingui
Lamp Name:	Lamp Catalog:	Test Lab: IES Testing Laboratory
Manufacture: ILUMIA	Test Machine: GON-2000	Test Date: 2024/02/22

3D Light Intensity Distribution Modal



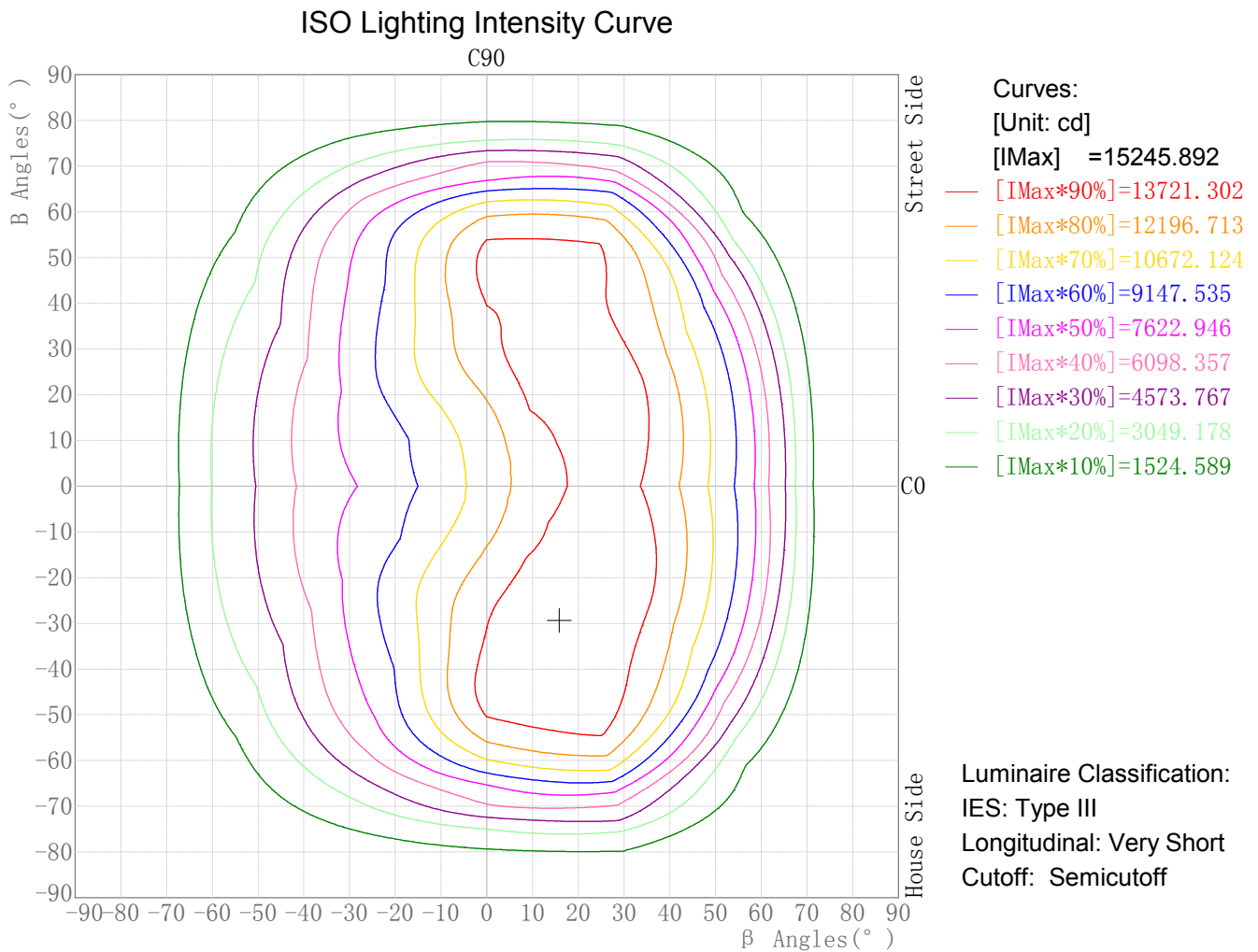
Curves: 3D Model ——— Fixture ——— Vert. HUD ——— Hori. HUD ———
View Angles: Orient:0 Tilt:0 Roll:0 Spin:0

IES Road Report

Photometric Filename: LED Shoebox Light 200W-240W-300W 5000K.IES

Rectangle ISO Lighting Intensity Diagram

Lum. Name: LED Shoebox Light 200W-240W-300W 5000K	Lum. Catalog:	Test ID: Huangjingui
Lamp Name:	Lamp Catalog:	Test Lab: IES Testing Laboratory
Manufacture: ILUMIA	Test Machine: GON-2000	Test Date: 2024/02/22



Maximum Light Intensity(cd): 15245.89

Maximum Cand.@Angle: H=15.8°,V=-29.4°

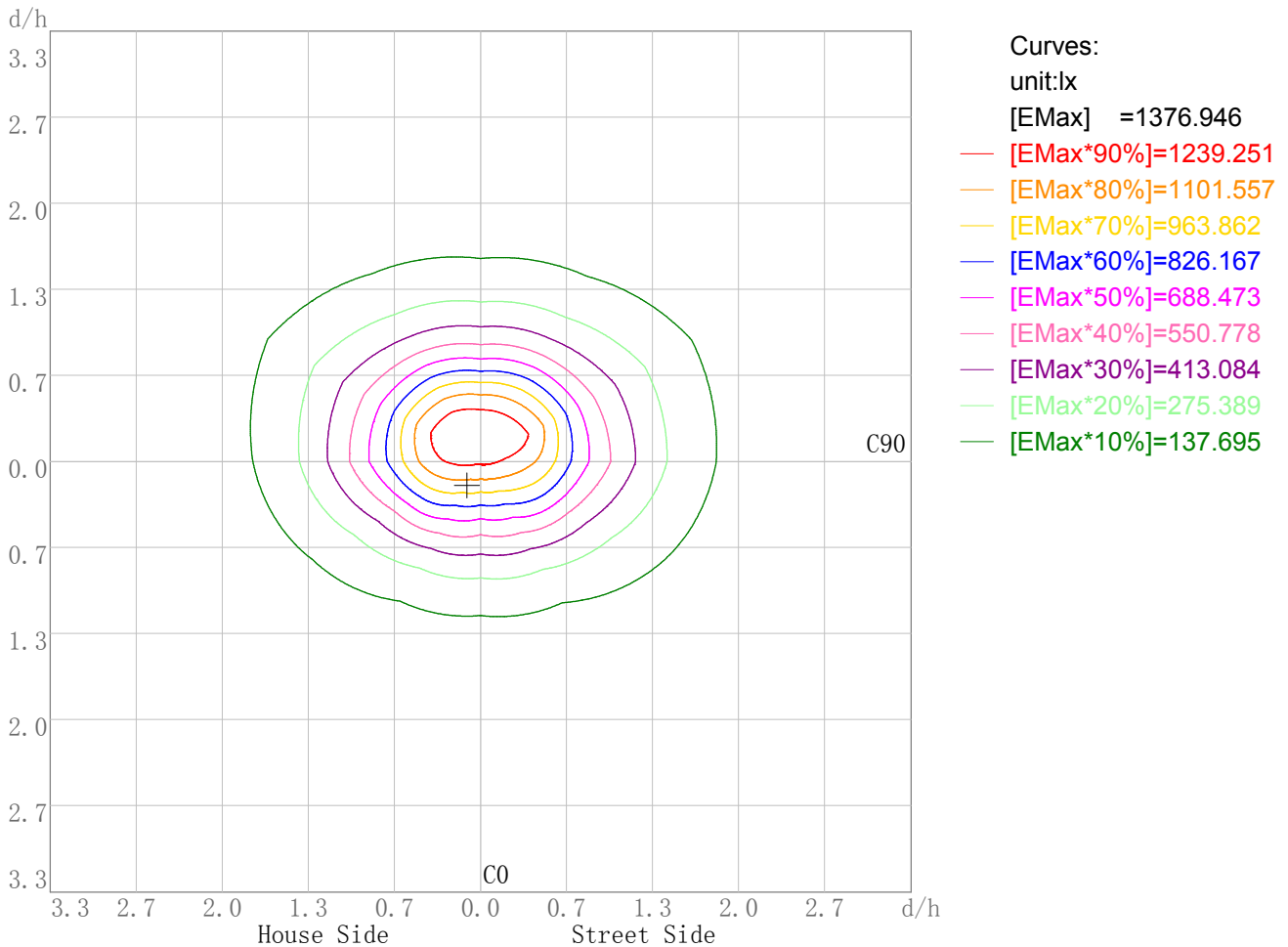
IES Road Report

Photometric Filename: LED Shoebox Light 200W-240W-300W 5000K.IES

Plane ISO-Illuminance Diagram

Lum. Name: LED Shoebox Light 200W-240W-300W 5000K	Lum. Catalog:	Test ID: Huangjingui
Lamp Name:	Lamp Catalog:	Test Lab: IES Testing Laboratory
Manufacture: ILUMIA	Test Machine: GON-2000	Test Date: 2024/02/22

Plane ISO-Illuminance Curve



Working Plane Luminaire Mounting Height(m): 3.00
 Working Plane Maximum Illuminance(lx): 1376.95
 Working Plane Maximum Illuminance Position(d/h):H-0.1 V0.2

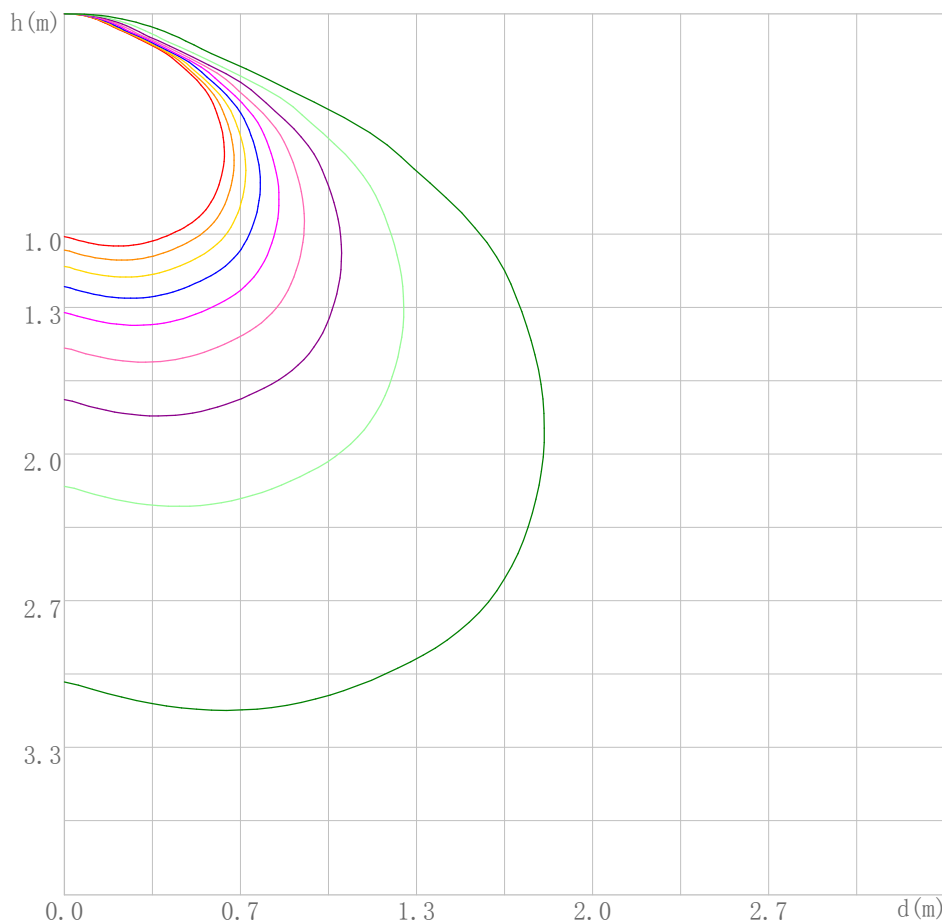
IES Road Report

Photometric Filename: LED Shoebox Light 200W-240W-300W 5000K.IES

Space ISO Illuminance Diagram

Lum. Name: LED Shoebox Light 200W-240W-300W 5000K	Lum. Catalog:	Test ID: Huangjingui
Lamp Name:	Lamp Catalog:	Test Lab: IES Testing Laboratory
Manufacture: ILUMIA	Test Machine: GON-2000	Test Date: 2024/02/22

Space ISO Illuminance Curve



- Curves:
[Unit: lx]
[EMax] =12368.881
- [EMax*90%]=11131.993
 - [EMax*80%]=9895.105
 - [EMax*70%]=8658.217
 - [EMax*60%]=7421.328
 - [EMax*50%]=6184.440
 - [EMax*40%]=4947.552
 - [EMax*30%]=3710.664
 - [EMax*20%]=2473.776
 - [EMax*10%]=1236.888

Space Plane Maximum Illuminance and @Angle:12368.88lx,11.0deg
Plane Maximum Lighting Intensity and @Angle:14135.246cd,0deg

IES Road Report

Photometric Filename: LED Shoebox Light 200W-240W-300W 5000K.IES

Illuminance-Distance Diagram

Lum. Name: LED Shoebox Light 200W-240W-300W 5000K	Lum. Catalog:	Test ID: Huangjingui
Lamp Name:	Lamp Catalog:	Test Lab: IES Testing Laboratory
Manufacture: ILUMIA	Test Machine: GON-2000	Test Date: 2024/02/22

Illuminance-Distance Curve

